

Stornoway Golf Club – Golf Notes 13th June 2009

A week from this Saturday (27th June) a party of around 80 athletes will depart Stornoway to head for Aland in Finland to participate in the International Island Games. This will be the third time the Western Isles have been represented, having made their debut at Shetland in 2005 and competing two years ago in Rhodes.

My own involvement stemmed from the misfortune of someone being unable to participate in 2007, and being asked to step in at the last minute (well six months to go actually) to manage the golf team. Did I want to go to Rhodes for a week in June I was asked?.....er.....I had to think about that one for all of 2 seconds !

At the time I had no idea what I was letting myself in for, though to be fair fundraising was never something I'd contemplated before ,so my ignorance at the time was, well, fairly bliss. Although the role of the manager is fairly straightforward once the team are selected, the element of finding the money to compete is the single greatest headache encountered. It wasn't cheap to get to Rhodes and it isn't cheap to get to Scandinavia. Especially when you consider medical equipment, training gear, accommodation, food and logistics for just under 100 people.

Each team, Swimming, Athletics, Shooting , Football and Golf have a target figure to raise, based on the amount of athletes in their squads. There are four golfers (and me), so for us the target was fairly straightforward (£2500 since you ask) For a football squad you can imagine the numbers involved and the headache in reaching your "goal".

We are massively indebted to various local sponsors who have donated to our "cause" as for certain none of this would be possible without them. From the extraordinarily generous support

from the major sponsors to the cheques from individuals and the £1 raffle strips bought at fund-raising events, we are grateful for every last dime.

Whilst anyone could be forgiven for thinking Rhodes and Scandinavia are ideal destinations at this time of year, the one myth I would quickly like to dispel is that this is some kind of "jolly" to foreign shores simply to "participate" in a gathering of similar sized Island in some kind of sporting jamboree.

The teams leaving here are going to compete, and to compete at a very high level indeed. There are over 2500 competitors and the standards required to "medal" are extremely exacting. There are "proper" stadia, "proper" officiating and real dope testing. This is a serious event.

To give you an idea of its size, 2343 athletes took part in Rhodes (2007) and at the last Winter Olympics 2508 attended.

There will be tears and disappointments, heartache and failure. There will also be unrestrained joy, (hopefully) many successes and immense personal fulfilment.

These are the biggest events 99% of our sporting "elite" will ever find themselves competing at, which is why they should be the pinnacle of achievement for all our serious athletes.

Just ask anyone who has been to the previous games.

Our Team (below) of Andy Macdonald, David Black, Kevin Macrae and Norrie MacDonald will be well known to golfing aficionados the length and breadth of the Hebrides. They have been involved at this level before and will be hoping to return with additional "baggage" from Aland. They have the

ability and character to do so and the support of all golfers everywhere.



Just one question to the Sgiathanachs. Does having a bridge not make you an Island?

We meet with Shetland & Orkney and share a friendly rivalry with them at these games. Wouldn't it be great to see Skye there too? I think so.



Jane Nicolson (above), having been somewhat in third gear on the golf course since she stepped up her

preparation for the forthcoming International Island Games in Aland (where she will represent the Western Isles in the women's football event) moved into "top" on Tuesday night to win the ladies medal qualifier with her best round of the season to date. Her nett 65 narrowly pipped Rita Macdonald by a single stroke in a week of low scoring at Lady Lever Park.

Colin MacRitchie proved his credentials as one of the Hebridies top golfers with a magnificent gross 65 in Wednesday night's men's Caledonian Medal qualifier. A former club and Western Isles champion, Colin would be an automatic pick for the golf team heading to Finland, were he not also the best goalkeeper between Barra and Ness. A player of fantastic shot-making ability, he apparently could have shot lower on the day. Ken Galloway, playing alongside, commented that his round was "effortless" and with the course and weather making playing conditions ideal, we could see some very low scores over the coming weeks. He will be hoping to improve on the two bronze medals collected in the previous two "games" at Shetland and Rhodes and his shot stopping ability on the football pitch will be vital to the Western Isles bid to make the final this time.

Saturday saw a chance for the members at Stornoway to reward the greens staff with their annual benefit competitions. Given there are only two staff for an eighteen hole golf course, anyone who found their pockets deeper than their arms to the tune of at least a fiver should take a look at their own daily work routine. If they work harder than Al & Cal then they may be justifiably be entitled to contribute less (do we have any coal-mines left?). If they work in the comfort of a warm office and earn a decent "twist" and failed to do so, they can blush if reading this.

In the men's competition, Peter Middleton shot the round of the day, despite having to return to the tee at the first hole, having gone out-of-bounds with his opening shot. He composed himself splendidly to drop but two more shots on a front nine of 39 (four over par) and despite dropping shots at the very difficult last two par-3's on the back nine, finished with a nett 62 to close out Roddy Martin and the ever impressive Cal Robertson by two shots. Mairi MacIver won the ladies competition by five shots from Liz Carmichael and Charlie Morrison pipped Scott MacAulay to the junior title before heading up to Goathill to star for Stornoway United in their Ladywell cup final win.

spending the day engaged in sporting endeavour, the evening socialising then travelling back (should you wish) the following day. And all in the same weekend! How could they possibly manage? Ah yes, I forgot.....a Sunday ferry (whatever that is?).

I only ever managed either football *or* golf, and at best mediocrity at both.

On a good day.

Down at Old Tom Morris's Askernish, Allan Louis MacDonald won the monthly medal last weekend. The lure of new 18 hole layout continues to draw visitors from around the globe with three groups of Americans travelling all the way from the "Big Apple" to play the (re) famous links in the past week. They left delighted but exhausted and have prompted several of the local golfers to reconsider careers as caddies such was their generosity. Ailean MacLean was the first man "on the bag" in a "professional" capacity and quite fancies himself as the new Steve Williams (Tiger Woods' caddy). A new Porsche too wouldn't be bad.

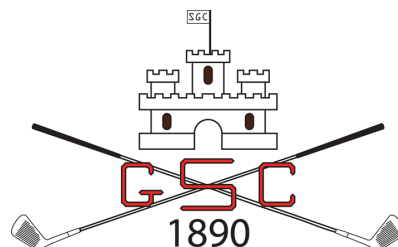
The visit of Harris, currently the form "team" in island golf, should prove interesting next week with Askernish looking to atone for their recent heavy defeat by the men from Seilibost.

Isn't it nice to have the option of visiting your hosts in the morning,

Stornoway Golf Club

Ladies Tuesday Medal Qualifier

Printed: 17 June 2009



Result of the Competition played on 9 June 2009 at Stornoway

Result (Nett Scores):

<u>Stb</u>	<u>Nett</u>	<u>Hcap</u>	<u>New</u>	<u>Overall</u>		<u>Score</u>	<u>Placing</u>	<u>CountBack</u>			
<u>Adjst</u>	<u>Diff</u>	<u>Chg</u>	<u>Hcap</u>	<u>Position</u>							
0	-2	-0.8	21.3	1	Jane Nicolson	87 - 22 = 65	Overall Winner	32.	21.67	10.33	1.78
0	-1	-0.4	23.9	2	Rita Macdonald	90 - 24 = 66	Overall Runner-Up	30.	18.	8.	2.67
0	5	0	29.3	3	Gill Chadwick	101 - 29 = 72	Overall Third	38.5	22.33	11.17	1.39
-2	8	+0.1	21.9	4	Ann Galbraith	99 - 22 = 77		38.	25.67	12.33	0.78
-3	7	0	36.0	5	Donna Fraser	113 - 36 = 77		41.	26.	13.	3.
-1	10	+0.1	28.8	6	Mary Maciver	107 - 29 = 78		36.5	22.33	10.17	3.39
-9	4	+0.1	19.2	7	Mairi Maciver	99 - 19 = 80		38.5	25.67	11.83	3.94
-4	15	+0.1	25.2	8	Elizabeth Carmichael	111 - 25 = 86		43.5	24.67	9.83	3.61

Number of Cards Processed = 8

Competition Format:

Singles, Stroke Play competition. Handicap allowance: Full allowance.

Competition Scratch Score (CSS):

Ladies: CSS = 67 [Par = 69, SSS = 67].

Countback calculations:

Countback is strokes taken over last nine holes, then over last six holes, then over last three holes and finally last hole score only.

For Stroke Play competitions played off handicap, nett scores are shown (after deduction of appropriate proportion of handicap).

Changes to Playing Handicaps:

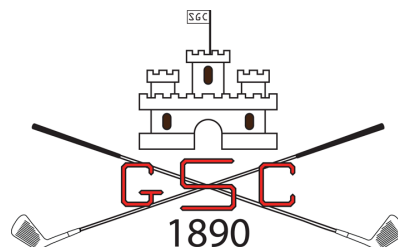
Playing Handicaps for the following HOME Club members have changed:

	<u>Previous</u>	<u>New</u>
	<u>Handicap</u>	<u>Handicap</u>
Jane Nicolson	22	21

Stornoway Golf Club

Caledonian Medal Qualifier

Printed: 17 June 2009



Result of the Competition played on 10 June 2009 at Stornoway

Result (Nett Scores):

<u>Stb</u>	<u>Nett</u>	<u>Hcap</u>	<u>New</u>	<u>Overall</u>		<u>Score</u>	<u>Placing</u>	<u>CountBack</u>			
<u>Adjst</u>	<u>Diff</u>	<u>Chg</u>	<u>Hcap</u>	<u>Position</u>							
Division 1											
0	-4	-0.4	2.4	2	Colin Macritchie	65 - 03 = 62	Division 1 Winner	30.5	19.	9.5	1.83
0	-1	-0.2	10.6	4	Kenneth W Galloway	76 - 11 = 65		29.5	18.33	8.17	2.39
0	-1	-0.2	8.3	5	Norrie (T) Macdonald	74 - 09 = 65		31.5	18.	8.5	2.5
0	0	0	2.9	6	David Black	69 - 03 = 66		31.5	19.	9.5	2.83
0	0	0	5.1	7	Murdo A (Griddy) Macleod	71 - 05 = 66		31.5	20.33	10.17	3.72
0	1	0	10.2	8	Iain Macleod	77 - 10 = 67		28.	16.67	8.33	2.44
0	2	0	7.7	9	Arthur Macintosh	76 - 08 = 68		31.	19.33	10.67	3.56
0	2	+0.1	4.3	10	Cal Robertson	72 - 04 = 68		32.	18.67	10.33	4.78
0	2	0	13.8	11	Iain Macritchie	82 - 14 = 68		32.	20.33	9.67	2.22
0	2	+0.1	2.3	12	Andrew Macdonald	70 - 02 = 68		34.	22.33	11.67	3.89
0	3	+0.1	5.1	14	Murdo O'Brien	74 - 05 = 69		33.5	21.33	11.17	3.72
0	3	0	13.3	15	Kenneth N Macdonald	82 - 13 = 69		34.5	20.67	8.83	3.28
0	4	+0.1	11.3	16	Allan Macleod	81 - 11 = 70		34.5	21.33	11.17	4.39
0	4	+0.1	14.3	17	Peter Middleton	84 - 14 = 70		35.	21.33	12.67	5.22
0	5	+0.1	9.5	18	Robbie Macrae	80 - 09 = 71		33.5	22.	10.5	3.5
-2	6	+0.1	14.5	20	Dennis Hall	88 - 14 = 74		33.	19.33	10.67	4.22
Division 2											
0	-5	-1.5	17.0	1	John R Gillies	80 - 19 = 61	Division 2 Winner	28.5	15.67	7.83	1.94
0	-2	-0.6	18.2	3	Peter Grant	83 - 19 = 64		31.5	18.67	10.83	3.94
-1	2	0	18.8	13	Kenneth (Harris) Mackenzie	88 - 19 = 69		33.5	17.67	7.83	1.94
-1	6	+0.1	18.2	19	David Barrett	91 - 18 = 73		32.	19.	10.	3.
0	9	+0.1	24.1	21	David Rattray	99 - 24 = 75		36.	22.	11.	2.67
-3	21	+0.1	20.2	22	Joseph Bolton	110 - 20 = 90		43.	23.33	9.67	2.89
-6	18	+0.1	21.3	23	Angus Macleod	111 - 21 = 90		47.5	28.	13.5	1.83
0	21	+0.1	21.0	-	Murdo Alex Macleod	No Return	DQ: Rule 3-2				
0	19	+0.1	20.5	-	Euan Morrison	No Return	DQ: Rule 3-2				
0	9	+0.1	20.5	-	Duncan Maclean	No Return	DQ: Rule 3-2				
0	4	+0.1	16.6	-	Marten James	No Return	DQ: Rule 3-2				

Number of Cards Processed = 27

Competition Format:

Singles, Stroke Play competition. Handicap allowance: Full allowance.

Competition Scratch Score (CSS):

Men: CSS = 66 [Par = 68, SSS = 67].

Countback calculations:

Countback is strokes taken over last nine holes, then over last six holes, then over last three holes and finally last hole score only.

For Stroke Play competitions played off handicap, nett scores are shown (after deduction of appropriate proportion of handicap).

Changes to Playing Handicaps:

Playing Handicaps for the following HOME Club members have changed:

	Previous Handicap	New Handicap
John R Gillies	19	17
Peter Grant	19	18
Dennis Hall	14	15
Norrie (T) Macdonald	9	8
Duncan Maclean	20	21
Robbie Macrae	9	10
Colin Macritchie	3	2
Euan Morrison	20	21

Twos:

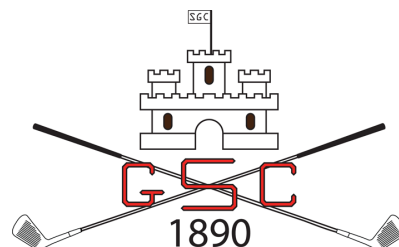
The following Twos were recorded:

Hole 9	Colin Macritchie
Hole 10	Marten James
Hole 10	Andrew Macdonald
Hole 15	Dennis Hall
Hole 15	Colin Macritchie
Hole 15	Peter Middleton
Hole 18	Colin Macritchie

Stornoway Golf Club

Juniors Greenkeepers Benefit

Printed: 17 June 2009



Result of the Competition played on 13 June 2009 at Stornoway

Result (Nett Scores):

<u>Stb</u>	<u>Nett</u>	<u>Hcap</u>	<u>New</u>	<u>Overall</u>		<u>Score</u>	<u>Placing</u>	<u>CountBack</u>			
<u>Adjst</u>	<u>Diff</u>	<u>Chg</u>	<u>Hcap</u>	<u>Position</u>							
0	1	0	14.0	1	Charlie Morrison	82 - 14 = 68	Overall Winner	31.	19.33	8.67	3.22
0	6	+0.1	11.7	2	Scott Macaulay	85 - 12 = 73		37.	22.	11.	3.33

Number of Cards Processed = 2

Competition Format:

Singles, Stroke Play competition. Handicap allowance: Full allowance.

Competition Scratch Score (CSS):

Men: CSS = 67 [Par = 68, SSS = 67].

Countback calculations:

Countback is strokes taken over last nine holes, then over last six holes, then over last three holes and finally last hole score only.

For Stroke Play competitions played off handicap, nett scores are shown (after deduction of appropriate proportion of handicap).

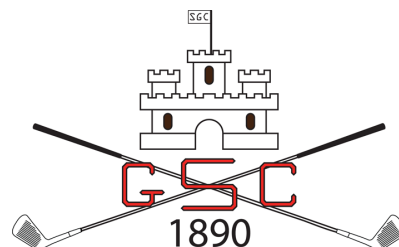
Changes to Playing Handicaps:

There were no changes to any (HOME Club) Competitor's Playing Handicap.

Stornoway Golf Club

Ladies Greenkeepers Benefit

Printed: 17 June 2009



Result of the Competition played on 13 June 2009 at Stornoway

Result (Nett Scores):

<u>Stb</u>	<u>Nett</u>	<u>Hcap</u>	<u>New</u>	<u>Overall</u>		<u>Score</u>	<u>Placing</u>	<u>CountBack</u>				
<u>Adjst</u>	<u>Diff</u>	<u>Chg</u>	<u>Hcap</u>	<u>Position</u>								
0	0	0	19.2	1	Mairi Maciver	89 - 19 = 70	Overall Winner	33.5	19.67	8.83	1.94	
-1	4	0	25.2	2	Elizabeth Carmichael	100 - 25 = 75	Overall Runner-Up	35.5	22.67	7.83	1.61	
-3	7	0	29.3	3	Gill Chadwick	109 - 29 = 80		37.5	21.33	14.17	3.39	

Number of Cards Processed = 3

Competition Format:

Singles, Stroke Play competition. Handicap allowance: Full allowance.

Competition Scratch Score (CSS):

Ladies: CSS = 70 'RO'. CSS equals SSS + 3 with reductions of Handicaps only [Par = 69, SSS = 67].

Countback calculations:

Countback is strokes taken over last nine holes, then over last six holes, then over last three holes and finally last hole score only.

For Stroke Play competitions played off handicap, nett scores are shown (after deduction of appropriate proportion of handicap).

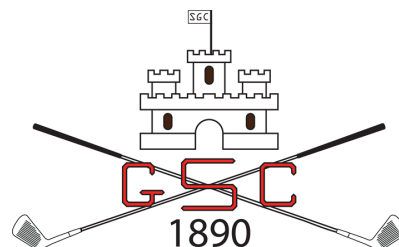
Changes to Playing Handicaps:

There were no changes to any (HOME Club) Competitor's Playing Handicap.

Stornoway Golf Club

Greenkeepers Benefit

Printed: 17 June 2009



Result of the Competition played on 13 June 2009 at Stornoway

Result (Nett Scores):

<u>Stb</u>	<u>Nett</u>	<u>Hcap</u>	<u>New</u>	<u>Overall</u>		<u>Score</u>	<u>Placing</u>	<u>CountBack</u>					
<u>Adjst</u>	<u>Diff</u>	<u>Chg</u>	<u>Hcap</u>	<u>Position</u>									
Division 1													
0	-4	-1.2	13.1	1	Peter Middleton	76 - 14 = 62	Division 1 Winner	30.	20.33	12.67	4.22		
0	-2	-0.5	12.1	2	Roddy Martin	77 - 13 = 64		28.5	16.67	8.83	2.28		
0	-2	-0.2	4.1	3	Cal Robertson	68 - 04 = 64		32.	19.67	10.33	3.78		
0	-1	-0.2	7.4	4	Alastair Henderson	73 - 08 = 65		28.	16.33	7.67	3.56		
0	0	0	5.1	6	Murdo A (Griddy) Macleod	71 - 05 = 66		31.5	19.33	8.17	1.72		
0	0	0	12.7	7	Kenneth Maciver	79 - 13 = 66		33.5	19.67	10.83	2.28		
0	1	0	8.2	8	David (Kiwi) Macleod	75 - 08 = 67		31.	18.33	7.67	2.56		
0	1	0	15.3	9	Stewart Macdonald	82 - 15 = 67		31.5	19.	8.5	2.17		
0	2	0	13.8	13	Iain Macritchie	82 - 14 = 68		35.	23.33	12.67	5.22		
0	3	+0.1	2.6	14	Kevin Macrae	72 - 03 = 69		32.5	20.	9.5	2.83		
0	3	+0.1	10.8	17	David Gilmour	80 - 11 = 69		34.5	19.33	10.17	3.39		
-1	2	0	9.3	18	Jordan Maclean	78 - 09 = 69		34.5	22.	9.5	1.5		
0	3	+0.1	8.4	22	Norrie (T) Macdonald	77 - 08 = 69		37.	22.33	11.67	3.56		
-2	2	+0.1	5.5	23	Bryan Geddes	75 - 05 = 70		30.5	18.33	10.17	2.72		
-1	3	0	13.2	24	Stephen Moar	83 - 13 = 70		30.5	19.67	8.83	1.28		
0	4	+0.1	12.3	25	Richard Galloway	82 - 12 = 70		34.	21.	10.	3.33		
0	4	+0.1	11.0	26	Peter Dickie	81 - 11 = 70		34.5	23.33	12.17	4.39		
0	5	+0.1	7.3	27	Murdo Maclellan	78 - 07 = 71		32.5	18.67	9.83	2.61		
0	6	+0.1	9.0	29	Sharath Shetty	81 - 09 = 72		34.5	20.	9.5	2.5		
0	6	+0.1	5.0	30	Alistair (G) Macleod	77 - 05 = 72		35.5	22.33	11.17	3.72		
-1	5	+0.1	3.0	31	David Black	75 - 03 = 72		36.5	25.	14.5	3.83		
0	6	+0.1	5.2	32	Murdo O'Brien	77 - 05 = 72		37.5	24.33	12.17	3.72		
0	7	+0.1	13.5	33	William Macaulay	86 - 13 = 73		36.5	19.67	9.83	3.28		
0	7	+0.1	11.3	34	John A Fraser	84 - 11 = 73		37.5	22.33	10.17	2.39		
0	8	+0.1	11.4	36	Allan Macleod	85 - 11 = 74		34.5	22.33	12.17	3.39		
-3	7	+0.1	14.4	43	Andrew Sim	90 - 14 = 76		35.	22.33	11.67	5.22		
-2	11	+0.1	12.9	47	Coinneach Macaulay	92 - 13 = 79		32.5	19.67	10.83	3.28		
-3	10	+0.1	12.6	48	Alasdair Maclean	92 - 13 = 79		41.5	27.67	15.83	7.28		
0	-	+0.1	14.6	-	James Duncan	No Return	No Score Recorded						
0	21	+0.1	11.8	-	Eddie Mackenzie	No Return	DQ: Rule 3-2						
0	7	+0.1	14.3	-	Huw Lloyd	No Return	DQ: Rule 3-2						
0	9	+0.1	11.0	-	John A Macleod	No Return	DQ: Rule 3-2						
Division 2													
0	0	0	17.1	5	George Macaskill	83 - 17 = 66	Division 2 Winner	30.5	18.33	9.17	4.06		
-1	0	0	16.6	10	Marten James	84 - 17 = 67		33.5	24.33	13.17	4.06		
0	2	0	16.7	11	Murdie Macdonald	85 - 17 = 68		33.5	19.33	8.17	2.06		
0	2	0	18.2	12	Peter Grant	86 - 18 = 68		35.	22.	12.	4.		
0	3	0	20.5	15	Duncan Maclean	90 - 21 = 69		32.5	22.	10.5	2.83		
-1	2	0	17.1	16	Chris Kelso	86 - 17 = 69		33.5	19.33	10.17	2.06		
0	3	0	17.1	19	Malcolm Maciver	86 - 17 = 69		34.5	23.33	12.17	5.06		
0	3	0	20.1	20	Graham Morrison	89 - 20 = 69		36.	22.33	11.67	3.89		
-1	2	0	25.5	21	Neil Maciver	95 - 26 = 69		37.	20.33	9.67	4.56		
0	5	+0.1	18.2	28	Kenneth Cunningham	89 - 18 = 71		35.	24.	12.	5.		
-3	5	0	28.0	35	Gordon Kennedy	102 - 28 = 74		33.	22.67	10.33	4.44		
-1	7	+0.1	20.2	37	John Gillies	94 - 20 = 74		35.	22.33	9.67	2.89		
-2	6	+0.1	21.1	38	Murdo Alex Macleod	95 - 21 = 74		35.5	23.	11.5	2.83		

0	8	+0.1	20.0	39	Norrie Mackenzie	94 - 20 = 74	36.	20.33	9.67	2.89
-2	7	+0.1	25.4	40	Louis Macdonald	100 - 25 = 75	30.5	15.67	6.83	2.61
0	9	+0.1	24.2	41	David Rattray	99 - 24 = 75	38.	22.	10.	3.67
0	10	+0.1	20.6	42	Euan Morrison	97 - 21 = 76	34.5	22.	11.5	3.83
-1	9	+0.1	16.9	44	Donald Murray	93 - 17 = 76	39.5	24.33	12.17	3.06
-1	10	+0.1	17.9	45	John Mackinnon	95 - 18 = 77	39.	25.	13.	3.
-1	11	+0.1	20.1	46	Robert Millett	98 - 20 = 78	38.	23.33	12.67	2.89
-6	12	+0.1	27.4	49	Michael Butterworth	111 - 27 = 84	42.5	20.	6.5	2.5
0	-	+0.1	18.6	-	Greg Brown	No Return	No Score Recorded			
0	17	+0.1	17.1	-	Peter O'Brien	No Return	DQ: Rule 3-2			
0	10	+0.1	17.1	-	John R Gillies	No Return	DQ: Rule 3-2			

Number of Cards Processed = 56

Competition Format:

Singles, Stroke Play competition. Handicap allowance: Full allowance.

Competition Scratch Score (CSS):

Men: CSS = 66 [Par = 68, SSS = 67].

Countback calculations:

Countback is strokes taken over last nine holes, then over last six holes, then over last three holes and finally last hole score only.

For Stroke Play competitions played off handicap, nett scores are shown (after deduction of appropriate proportion of handicap).

Changes to Playing Handicaps:

Playing Handicaps for the following HOME Club members have changed:

	Previous Handicap	New Handicap
Bryan Geddes	5	6
Alastair Henderson	8	7
William Macaulay	13	14
Roddy Martin	13	12
Peter Middleton	14	13

Twos:

The following Twos were recorded:

Hole 3	Cal Robertson
Hole 6	Cal Robertson
Hole 9	Murdie Macdonald
Hole 9	Eddie Mackenzie
Hole 9	Alistair (G) Macleod
Hole 9	John A Macleod
Hole 10	Marten James
Hole 10	Iain Macritchie
Hole 15	Peter Middleton
Hole 17	Alastair Henderson
Hole 18	Jordan Maclean
Hole 18	Murdo A (Griddy) Macleod
Hole 18	Stephen Moar